



La Costa Meadows Elementary School
Comprehensive Return to School Plan
2020 - 2021

Table of Contents

Introduction.....	3
Daily Schedule.....	4 - 5
School Arrival Procedure (Ingress).....	6
School Dismissal Procedure (Egress).....	7 - 8
Snack Recess Schedule.....	8
Snack Recess Procedure.....	9 - 10
Handwashing and Sanitizing.....	9
Lunch Schedule.....	10
Lunch Procedure.....	10 - 11
Child Nutrition Services (School Lunches).....	12
Navigating Hallways and Staircases.....	12 - 13
Hydration Stations.....	13
Chromebooks.....	13
Face Covering Protocols.....	13
SMUSD COVID Symptom Guidance for Parents.....	14 - 17

Introduction

October 16, 2020

Dear Dolphin Families,

When our school shut our doors on March 13, 2020, we never imagined that it would be seven months before we could reopen our campus to students. The last seven months have been full of twists and turns, but through them all, our community has remained connected, engaged, and collaborative. We are forever, LCM Strong!

As we embark on the next chapter in our COVID-19 journey, we are more excited than ever to reopen our doors and welcome our students back to campus. In recent weeks, our families have been inundated with information. We hope that you will find this resource useful as it captures all of the need to know information in one place. Additionally, within this document you will find information specific to La Costa Meadows and the new policies and procedures that will be implemented this school year.

School will look very different for our students and their families. In an effort to capture some of the important information our students and their families will need to know, we have created a few videos that we encourage all families to take the time to watch together, prior to your child's return to campus date. Links to the videos can be found below:

[Welcome Back LCM Video 1](#)

[Welcome Back LCM Video 2](#)

We look forward to seeing our students' smiling faces, albeit behind a mask, very soon!

In partnership and with Dolphin pride,

Mrs. Bedard and Mrs. Morgan

Daily Schedule

-Hybrid Learning Model-

Students will attend school under our Hybrid Learning Plan on assigned days and times. All students in grades TK-5 will access instruction remotely every Monday from 8:30 - 10:10 AM.

All TK, Kindergarten, and First Grade students will attend school on campus four days a week (Tuesday - Friday) in an AM/PM model.

On students' at home time, students will participate in remote learning activities and assignments assigned by the classroom teacher. Additionally, students will access their live specials remotely during the times they are not on campus.

Students in our preschool program will attend school on Mondays, Tuesdays, Thursdays, and Fridays.

Within the AM/PM model, students will be divided into an AM group and a PM group. Under the AM/PM model for these specified grade levels, the schedule will be as follows:

8:00 - 8:15 AM	Ingress (students arrive to campus and report directly to their classroom) <i>Extra time is allotted to facilitate physical distancing.</i>
8:15 - 10:45 AM	AM Group attends instruction with classroom teacher
10:45 AM	AM Dismissal with Grab and Go Lunch Opportunity
11:30 - 12:00 PM	Lunch for PM students who are accessing school lunches (in MPR)
12:00 - 12:15 PM	Ingress (students arrive to campus and report directly to their classroom) <i>Extra time is allotted to facilitate physical distancing.</i>
12:15 - 2:45 PM	PM Group attends instruction with classroom teacher
2:45 PM	PM Dismissal and Egress

*All students in the AM/PM model will access a 10 minute movement break while on campus.

Students in grades 2 - 5 will be on an A/B schedule.

- Students on the A schedule will attend school on Tuesdays and Thursdays.
- Students on the B schedule will attend school on Wednesdays and Fridays.

On students' at home days, students will participate in remote learning activities and assignments assigned by the classroom teacher. Additionally, students will access their live specials remotely on the days they are not on campus.

Under our Hybrid Learning Plan, the overall schedule is as follows.

8:15-8:45 AM	Ingress (students arrive to campus and report directly to their classroom) <i>Extra time is allotted to facilitate physical distancing.</i>
8:45 AM	School Begins for 2nd - 5th Grade Students
10:20 AM-10:40 AM	4th-5th grade classes will have a 10 minute morning snack recess
11:10 AM - 1:10 PM	All classes will have a 30 minute lunch period
1:15 - 1:35 PM	2nd - 3rd grade classes will have a 10 minute afternoon snack recess
2:25-2:40 PM	Dismissal and Egress

Our students who are in a self contained TK - 5 specialized program (i.e. Swenson and Beam) will attend school on the following schedule:

Monday	Tuesday - Friday
8:30 - 10:10 (Online)	8:45 AM - 2:25 PM (On Campus)

School Arrival Procedure (Ingress)



A.M.

DROP OFF SPOTS

Pre
School

MPR DOOR

- Near marquee sign
- 8 am drop off

TK
K

KINDERGARTEN GATE

- 8 am drop off (AM Cohort)
- Noon drop off (PM Cohort)

1st

MAIN BREEZEWAY

- Right of office (facing school)
- 8 am drop off (AM Cohort)
- Noon drop off (PM Cohort)

2-3

MAIN BREEZEWAY

- Right of office (facing school)
- 8:15 am drop off

4-5

GATE BETWEEN KOC/MPR & LOWER PARKING LOT

- 8:15 am drop off

- All students must complete prescreening before arriving
- Masks required at school
- If your child is experiencing one or more COVID related symptoms, please DO NOT send them to school. Please report the absence and symptoms to the attendance line: 760-290-2121 x4

Coming to campus and leaving campus at the beginning of the day school day requires specific procedures.

- **Parents must complete the SMUSD Parent/Guardian Health and Safety Agreement for the 2020-2021 school year prior to their child coming on to campus.** An agreement must be completed for every student. The agreement can be completed electronically by [clicking here](#).
- Prior to coming to campus every morning, parents must complete the Daily Screening Questionnaire for each child using the **LumiSight COVID-19 screening web app**. To access the site, [click here](#). Specific information on activation and what the interface will look like can be accessed [here](#). Upon completion of the screening, parents will be provided with a Screening Completion Badge that will be checked at student drop off.
- Once in the drop off loop in the morning, students may not exit the car until a staff member has verified that the Daily Screening Questionnaire was completed for their child. Once screening has been verified, your child will proceed to his/her designated gate.
- For carpools, it is recommended that the driver have screenshots of the completion badge from the parents of the other children in their vehicle for staff to check. In the event that a carpool parent does not have badge verification for the other children in the vehicle, our check-in table will verify completion.
- Students who walk to school will go directly to their designated grade level entry gate where site staff will check to verify that the Daily Screening Questionnaire was completed.

- Upon verification that the Daily Screening Questionnaire was completed, students will sanitize their hands and report directly to their classroom where their teacher will be waiting.

CAN I WALK MY CHILD TO SCHOOL?

We highly encourage parents to utilize the drive through drop-off lane to drop their child off at school to minimize pedestrian congestion in front of campus. In the event that it is absolutely necessary for a parent to walk-up to drop off their child, we respectfully request that they immediately depart once they have shown their child's Screening Completion Badge to a staff member at the child's designated entrance. **FOR THE SAFETY OF STUDENTS AND STAFF, WE RESPECTFULLY ASK THAT ALL PARENTS UTILIZE OUR DRIVE THROUGH FOR DROP-OFF ONLY.**

Please [Click Here](#) for the site map that outlines the designated entry locations.

School Dismissal Procedure (Egress)





Maintaining social distancing for the safety of staff and students is especially important during dismissal when large numbers of students are leaving campus at the same time. In order to ensure the social distancing guidelines are in place, students will line up for dismissal, in their class cohort groups, out on the blacktop. This will allow us to practice social distancing during the dismissal process. Through the generosity of our PTO, we have been able to secure a site license for the iSchool Ride App. This application was developed by a SMUSD parent and it has been used successfully at a neighboring school for the last few years. Through the use

of this app, we will be able to streamline the dismissal process while also maintaining the safety of our staff and students.

HOW DOES THE APP WORK?:

Upon download and installation of the app, families will enter their child's information (i.e. Name, grade

In order to utilize the iSchoolRide dismissal app, please ensure that you have followed the following steps prior to your child's first day attending school on campus:

1. Download *iSchoolRide PickupLine App* from  or  Store
2. Register your account and use LCM's School Code: **DXJ-252** to register your students for pickup
3. Once your students are registered on the app, when you come to pick up your child and enter into the designated pick-up zone, the entrance to our parking lot, we receive a notification on the school end of the application that you have arrived.
4. Our teachers will then dismiss your child from the blacktop and send him/her to the front of the school where additional staff members will be waiting to supervise the pick up process. Once your child has been released from the blacktop to go to the front of campus, you will receive an alert on your app letting you know that we are aware you have arrived and that your child is on his/her way out to the front of the school.

For detailed information and step by step directions on how to download and set up your family's information, please see the links below:

- **How to setup iSchoolRide PickupLine for iOS using email and password**
(<https://www.ischoolride.com/news/view/8>)
- **How to sign in iSchoolRide PickupLine for iOS using social accounts**
(<https://www.ischoolride.com/news/view/9>)

- **How to add Family members using iSchoolRide PickupLine for iOS**
(<https://www.ischoolride.com/news/view/5>)
- **How to add Family members using iSchoolRide PickupLine for Android**
(<https://www.ischoolride.com/news/view/5>)

WHAT IF MY CHILD WILL BE WALKING HOME?

If your child will be walking home from school each day, please inform your child's teacher. Students who will be walking home will be dismissed first through the main breezeway gate, to the right of our school office.

CAN I WALK-UP TO PICK UP MY CHILD?

We highly encourage parents to utilize the drive through pick up lane to pick up their child after school to minimize pedestrian congestion in front of campus and to support us in practicing social distancing. In the event that it is absolutely necessary for you to walk-up to pick up your child, please make sure that your child knows you will be walking to pick him/her up. Walk-ups parents must wait on a designated social distancing dot in the area in front of the flagpole.

FOR THE SAFETY OF STUDENTS AND STAFF, WE RESPECTFULLY ASK THAT ALL PARENTS UTILIZE OUR DRIVE THROUGH FOR PICK-UP ONLY.

Snack Recess Schedule

-Hybrid Learning Model-

Grade Level	Time
Transitional Kindergarten/Kindergarten	AM Movement Break: 10:10 - 10:20 AM PM Movement Break: 1:45 - 1:55 PM
First Grade	AM Movement Break: 10:00 - 10:10 AM PM Movement Break: 1:35 - 1:45 PM
Second Grade	1:15 - 1:25 PM
Third Grade	1:25 - 1:35 PM
Fourth Grade/Multi-Grade	10:20 - 10:30 AM
Fifth Grade	10:30 - 10:40 AM

Snack Recess Procedure

-Hybrid Learning Model-

EATING YOUR SNACK & WASH HANDS

All students will wash their hands prior to leaving the classroom. 2nd-5th grade students who will be eating a snack will eat their snack, picnic style, in their assigned play area. When students finish eating their snack, they will rewash their hands before playing. Students will remove their facemask while eating, keeping it attached to their mask lanyard. Please note, TK-first grade students will come out to the blacktop for a supervised movement break only.

PLAY ZONE

Classroom teachers will escort their class to their designated play zone. Students will stay in their play zone for the duration of their recess time. Classes may not intermix. The structured activities within the play zones will change daily. At the end of recess, students will line up and teachers will pick up their students from their assigned play zone and lead their class back to their classroom where students will sanitize their hands before reentering the classroom.

BATHROOM PROCEDURES

Students who would like to use the bathroom during play time will ask for permission from the staff member. To facilitate physical distancing, students will not be permitted to go in pairs or groups. Students will be instructed on the bathroom procedures, which now include waiting outside the bathroom on a designated social distancing marker if all stalls in the restroom are occupied, until a student leaves the restroom. During recess and lunch, the bathrooms will be monitored by an adult to ensure social distancing practices are adhered to.

Hand Washing and Sanitizing

We recognize the importance of students cleaning their hands throughout the school day to prevent the spread of germs. Staff will review proper handwashing with all students. Handwashing stations and access to hand sanitizer will be provided for staff and students in high traffic areas throughout campus. Students will be directed to wash or sanitize their hands during the following times:

Washing Hands	Sanitizing Hands
Before and After Eating	Upon entering campus
After restroom use	When entering the classroom

****In addition to the designated times, students will be asked to wash or sanitize hands as needed**

Lunch Schedule

-Hybrid Learning Model-

GRADE	TIME
Second	11:10 AM - 11:40 AM (11:10 - 11:30 EAT, 11:30 - 11:40 PLAY)
Third	11:40 AM - 12:10 PM (11:40 - 12:00 EAT, 12:00 - 12:10 PLAY)
Fourth	12:10 PM - 12:40 PM (12:10 - 12:30 EAT, 12:30 - 12:40 PLAY)
Fifth	12:40 PM - 1:10 PM (12:40 - 1:00 EAT, 1:00 - 1:10 PLAY)

Lunch Procedure

-Hybrid Learning Model-

HANDWASHING AND GETTING TO LUNCH TABLES

Prior to the start of lunch and eating at the lunch tables, teachers will walk their classes out to their designated handwashing station and all students will wash their hands. There will be four handwashing stations on the blacktop and each group (class cohort) of students will be assigned to a specific station. Upon completion of hand washing, students will go to their classroom's designated tables and sit in a color coded marked location to ensure students are socially distanced while eating.


OBTAINING A LUNCH FROM OUR CAFETERIA

Playground supervisors will lead students who are purchasing lunch to the lunch line in a socially distanced group. While waiting in line to get their school lunch, students will remain socially distanced by standing on the designated markers. Playground supervisors will facilitate students going directly to their classroom's designated table to eat after getting their lunch.

LUNCH TABLES

Students will sit in a staggered format, socially distanced at the lunch tables.

Each spot will be marked by a colored zip tie on the table.
Each eating spot will be disinfected between students who sit there.



As an example, students at the first lunch will sit in the black spots. Students at the second lunch will sit in the red spots. Before the next group of students arrive, all seating areas will be disinfected.

PERSONAL MASK LANYARD

Every student will be provided with a lanyard for his/her mask, courtesy of our community business partner, Hulse Orthodontics. After sitting at his/her assigned lunch seat, students will remove their mask that is attached to their mask lanyard. We will be utilizing the mask lanyards in lieu of the brown paper bags that were referenced in the District's presentation. Students will stay seated during lunch. Before being dismissed from the lunch table, students will put their mask back on.

EATING AND PLAY TIME

Students will have twenty minutes of eating time in their assigned lunch seat, and ten minutes of play time in their assigned play zone. Prior to being dismissed to go and play, students will throw away their trash & proceed to their designated hand washing station to wash their hands, before playing on the blacktop. Students will line their lunch boxes up along the outside perimeter of their play area.

BATHROOM PROCEDURES

Students who need to use the bathroom during eating or playing time will ask for permission from the playground supervisor assigned to monitor their class (students raise their hand at the lunch tables for permission). Masks must be worn to the bathroom, even if it is during eating time. To facilitate physical distancing, students will not be permitted to go in pairs or groups. During recess and lunch the bathrooms will be monitored by an adult to ensure that social distancing guidelines are being adhered to.

PLAY TIME AND RETURNING TO CLASS

Students will stay in their assigned play zones. The designated play zones will remain the same each day. While on the black top class cohorts may not intermix. Our playground supervisors will facilitate structured games and activities that will change each day. At the end of lunch, students will line up in their assigned playzone and teachers will pick students up from their designated zone to return to class. Upon returning to class, students will sanitize their hands before going to their desk.

Child Nutrition Services

On October 9, 2020, the U.S. Department of Agriculture (USDA) [announced](#) extending flexibilities for free school meals to continue through June 30, 2021. The twelve nationwide COVID-19 waivers extend existing flexibilities that:

- Allow CNS to continue providing all students meals at no cost through June 30, 2021.
- Permit meals to be served grab 'n go style.
- Permit meal time flexibilities (i.e. breakfast can be served with lunch).
- Waive meal pattern requirements.
- Allow parents/guardians to pick-up meals for their children.

CAN PRESCHOOL - FIRST GRADE STUDENTS ON THE AM/PM SCHEDULE GET A SCHOOL LUNCH?

Yes! If your child attends school in the AM (8:15 - 10:45) group, upon dismissal your child will be able to obtain a school lunch in front of the school prior to leaving campus. Our CNS staff will have Grab and Go meals available for students.

If your child attends school in the PM (12:15 - 2:45) group, your child may arrive on campus between 11:30 and 11:45 AM and obtain a lunch from the CNS school bus lunch drop off in front of campus. After obtaining his/her lunch, your child will proceed to the multi-purpose room (MPR) door where completion of the **LumiSight COVID-19 screening web app** will be verified. Once verified, your child will sanitize his/her hands and proceed to our socially distanced eating area in the MPR where he/she will be supervised by a staff member. At 12:00PM your child will report to his or her classroom to begin learning. Our staff will support the transition of students to their classrooms during the first few weeks of school back on campus.

Click [HERE](#) to access the Child Nutrition Services website.

Click [HERE](#) for student lunch menus.

Navigating Hallways and Staircases

During the first week on campus, teachers will be reviewing our positive behavior expectations (Be Rules) with students in addition to providing them with direct instruction on our new procedures. Students will be instructed on how to move through hallways and up and down staircases in order to maintain social distancing. Directional arrows have been placed on the floor in our building hallways to support students in remembering the new guidelines.

Hydration Stations

In order to reduce the spread of germs, SMUSD has disabled all of the drinking fountains on campus. Students should bring a full refillable water bottle with them to campus every day. In the event that a student needs to refill his/her water bottle, students will utilize the reusable water bottle refill stations located in front of the B building and C building.

Please ensure that your child has his/her water bottle prior to leaving home each morning as we will not be accepting parent drop offs for forgotten items. During this time, it is imperative that the foot traffic in our front office is minimized for the protection of our students and staff. We appreciate your cooperation with this change in policy.

Chromebooks

Every student will be provided with a padded neoprene sleeve to store his/her Chromebook in, courtesy of our community partner, Hulse Orthodontics, on their first day of in-person instruction. During times that students are not on campus, they will be accessing learning opportunities online at home. All students will access live specials remotely. Additionally, teachers will be providing students with activities and learning opportunities that reinforce and support their in-class learning.

Our staff is committed to maximizing the in-person instructional time that we have with our students. There may be times that students will need to bring their Chromebooks to school to access a learning opportunity that their teacher has planned. Your child's teacher will communicate the specific days that your child should bring his/her Chromebook to school. Please ensure that your child's Chromebook comes to school fully charged and that he/she brings the charging cord with him/her. We do not have extras and students will not be permitted to share charging cords.

Face Covering Protocols

San Marcos Unified School District has developed a comprehensive face covering policy to be implemented at all District school sites and buildings. To access the face covering protocol in English [click here](#). To access the face covering protocol in Spanish, please [click here](#).

SMUSD COVID Symptom Guidance for Parents



NURSING & HEALTH SERVICES

A Guide for Parents

ON ILLNESS AND POSITIVE TESTS FOR THE COVID-19 VIRUS

Covid19 Symptoms: May include any or all of the following: fever, cough, shortness of breath, runny nose, sore throat, nausea, vomiting, diarrhea, fatigue, new loss of taste/smell, headache, body aches, and or poor appetite.

WHAT ACTIONS DO I NEED TO TAKE WHEN MY CHILD IS AT HOME SICK?

- **Stay home:** Do not allow your child to leave your home, except to get medical care. As much as possible, others in the family should stay home. If ANYONE in the house tests positive for COVID19, no one should leave the house.
- **Take care:** Make sure your child gets rest and stays hydrated.
- **Stay in touch with your doctor:** Call before seeking medical care for your child. For medical emergencies, call 911 and report your child's COVID19 diagnosis.
- **Monitor symptoms:** Symptoms of COVID19 may include any or all of the following: fever, cough, shortness of breath, runny nose, sore throat, nausea, vomiting, diarrhea, fatigue, new loss of taste/smell, headache, body aches, and/or poor appetite.
- **One point of contact:** If at all possible, separate your child from other people and pets in your household. Try to have one person only care for your child, so others are not exposed.
- **Use a face covering:** If your child is over 2 years old and can wear a face mask without finding it hard to breathe, have them wear one when the caregiver is in the room. Do not leave your child alone while they are wearing a face mask. The caregiver should also wear one when in the same room.
- **Wash hands often:** Everyone in your family should wash their hands well and often.
- **Clean often:** Use regular household cleaners or wipes to clean things that get touched often (doorknobs, light switches, toys, remote controls, etc.)
- **Separate bathroom use:** Have your child use a separate bathroom from other people, if available. If that is not possible, clean and disinfect the bathroom often.

A HOUSEHOLD MEMBER TESTED POSITIVE FOR COVID19. CAN I BRING MY CHILD TO SCHOOL?

No. If your child has had direct, close contact with anyone who has tested positive for COVID19 for more than 15 minutes (with or without a mask), within 48 hours of the individual experiencing symptoms and/or testing positive, they must quarantine. Please consult with your school nurse to determine appropriate length of quarantine, which will be at least 14 days or longer if symptoms develop.

October 6, 2020

Una guía para padres

EN LA ENFERMEDAD Y PRUEBAS POSITIVAS DEL VIRUS COVID-19

Síntomas del Covid19: Pueden incluir alguno o todos los siguientes: fiebre, tos, dificultad para respirar, goteo nasal, dolor de garganta, náusea, vómito, diarrea, fatiga, nueva pérdida del gusto/olfato, dolor de cabeza, dolor corporal y/o mal apetito.

¿QUÉ ACCIONES DEBO DE TOMAR CUANDO MI HIJO ESTÁ ENFERMO EN CASA?

- **Quedarse en casa:** No le permita a su hijo salir de casa, excepto para recibir cuidado médico. Tanto como sea posible, los demás miembros familiares deben quedarse en casa. Si ALGUIEN en la casa da positivo al COVID19, nadie debe salir de casa.
- **Tenga cuidados:** Asegúrese de que su hijo descanse y esté hidratado.
- **Manténgase en comunicación con su doctor:** Llame antes de buscar cuidado médico para su hijo. Para emergencias médicas, llame al 911 y reporte el diagnóstico de COVID19 de su hijo.
- **Monitoree los síntomas:** Los síntomas del Covid19 pueden incluir alguno o todos los siguientes: fiebre, tos, dificultad para respirar, goteo nasal, dolor de garganta, náusea, vómito, diarrea, fatiga, nueva pérdida del gusto/olfato, dolor de cabeza, dolor corporal y/o mal apetito.
- **Un punto de contacto:** Si es posible, separe a su hijo de otras personas y mascotas en su hogar. Intente tener solo una persona que cuide de su hijo para que los demás no se expongan.
- **Use una cubierta facial:** Si su hijo tiene más de 2 años de edad y puede usar una mascarilla facial sin dificultad para respirar, haga que se la ponga cuando la persona que lo cuida esté dentro del cuarto. No deje a su hijo solo cuando tenga la mascarilla puesta. La persona que lo cuida también debe ponerse una cuando esté en el mismo cuarto.
- **Lávese las manos seguido:** Todos en su familia deben lavarse bien y seguido las manos.
- **Limpie con frecuencia:** Use artículos de limpieza o toallitas para limpiar cosas que se tocan con frecuencia (perillas de la puerta, interruptores de luces, juguetes, control remoto, etc.)
- **Use un baño separado:** Procure que su hijo use un baño separado de otras personas si lo hay disponible. Si esto no es posible, limpie y desinfecte el baño con frecuencia. .

UNA PERSONA EN MI HOGAR HA DADO POSITIVO AL COVID19. ¿PUEDO LLEVAR A MI HIJO A LA ESCUELA?

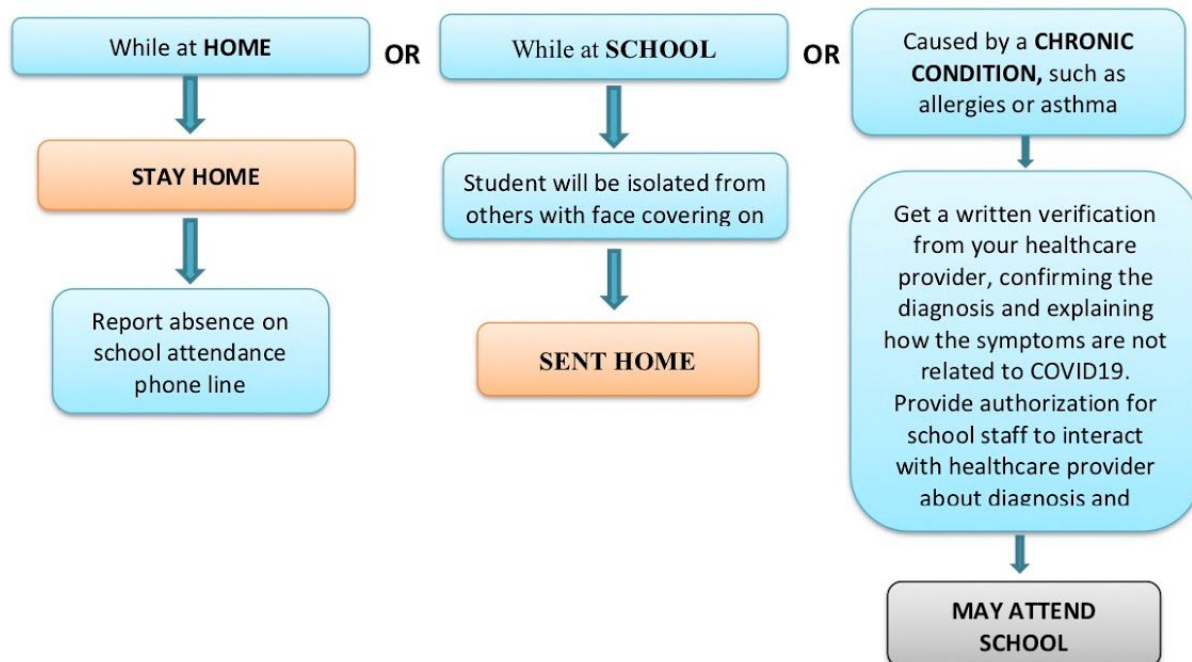
No. Si su hijo ha tenido contacto directo con alguien que haya dado positivo al COVID19 por más de 15 minutos (con o sin mascarilla), dentro de 48 horas de que el individuo tuviera síntomas y/o diera positivo, debe entrar en cuarentena. Por favor consulte con la enfermera de su escuela para determinar la duración apropiada de la cuarentena, la cual debe de ser de al menos 14 días o más si se desarrollan síntomas.

SMUSD COVID19 SYMPTOM GUIDANCE FOR PARENTS

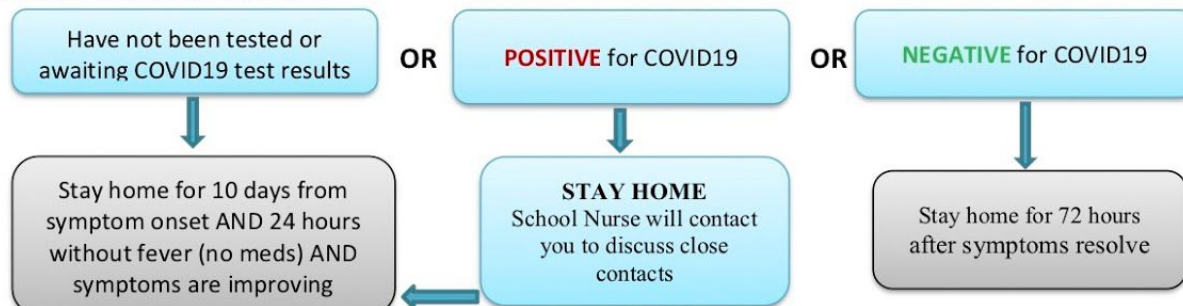
SYMPTOMS of COVID 19

- Fever 100.0 F or higher
- Cough new
- Shortness of breath or difficulty breathing
- Repeated shaking
- Muscle or body aches
- Headache
- Loss of taste or smell
- Fatigue
- Congestion/runny nose
- Chills
- Poor appetite
- Sore throat
- Nausea/vomiting
- Diarrhea

Your child has one or more symptoms of COVID19



Return to School Guidance:

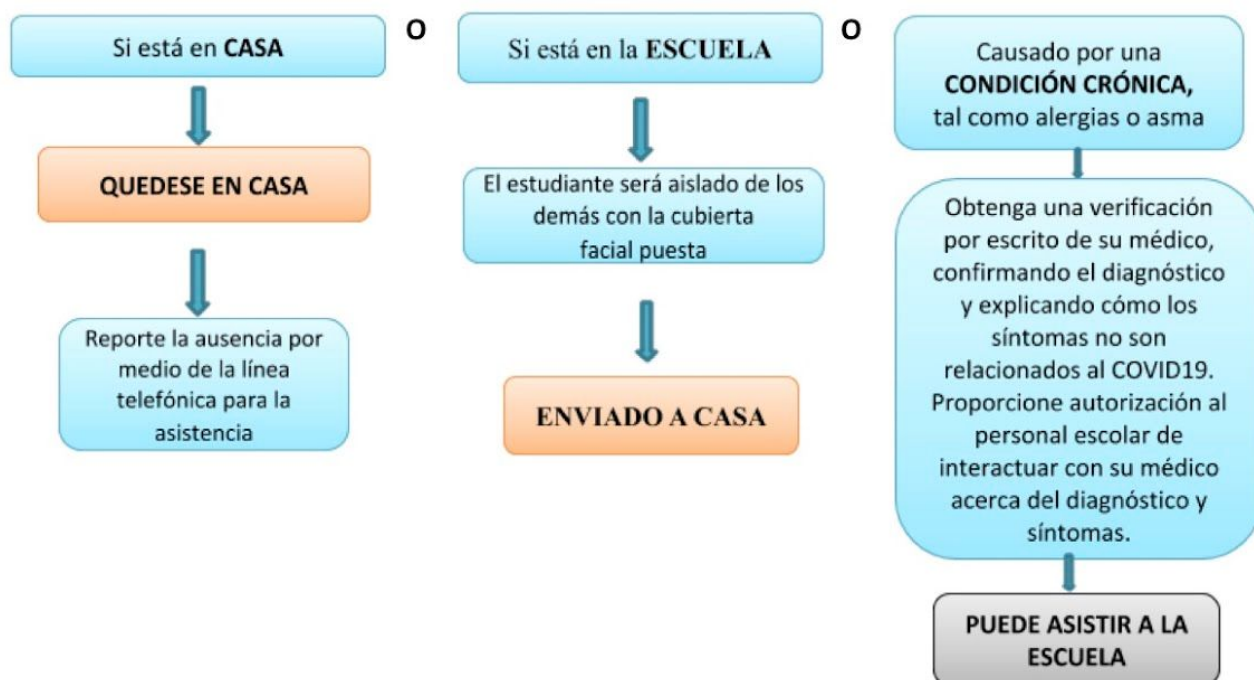


GUIA DE SMUSD PARA PADRES DE LOS SÍNTOMAS DEL COVID19

SÍNTOMAS del COVID19

- Fiebre 100.0 F o más
- Tos nueva
- Falta de aire o dificultad para respirar
- Temblor repetido
- Dolor muscular o corporal
- Dolor de cabeza
- Fatiga
- Congestión/goteo nasal
- Escalofrío
- Pérdida del olfato o gusto
- Dolor de garganta
- Diarrea
- Náusea/vómito
- Mal apetito

Su hijo tiene uno o más síntomas del COVID19



Guia de regreso a la escuela:

